



  
**ROCKCITY**  
MACROS & VOLUMES




**ROCKCITY**

<b>7</b>	ASYMMETRIC
<b>9</b>	GIANT
<b>13</b>	RAILS
<b>19</b>	QUADRANGLES
<b>27</b>	SHAPES
<b>33</b>	TRIANGLES




RockCity



RockCity

# ASYMMETRICS

A collection of random shapes with subtle changes to their angles and geometry. With common dimensions its easy to create endless possibilities when used with the rest of our range.



# ASYMMETRICS | PLYWOOD


DRAGONFLY




HOOK



LEFT HOOK




MOSQUITO




# ASYMMETRICS | PLYWOOD

RIGHT ARROW



TULIP




ROCKCITY




## GIANTS

There is no other way to describe them. Larger than the standard volume these beasts will supersize your gym and add volume to any wall. Remember, you will need larger flatter panels if you are using these bad boys. But then that probably why you need to add them to the plainest sections of the gym.




# GIANTS | PLYWOOD

COCOON SLIM



LARGE COCOON



LARGE SLICE LEFT




LARGE SLICE RIGHT




# GIANTS | PLYWOOD

SMALL SLICE RIGHT



WING





ROCKCITY

5b



## RAILS


Hours (or miles) of fun climbing to be had using our rails. Sometimes there's no need to add a big block when a simple rail will do. Laybacks and crack systems are limited only by the route setters imagination.

# RAILS | PLYWOOD


LONG BEN




LONG BEN HEXA



LONG BETTY



LONG FALL






# RAILS | PLYWOOD


**LONG JACK**



**LONG JOHN**



**LONG JUMP**




**LONG MARY**






# RAILS | PLYWOOD


LONG MARY HEXA



LONG MOVE



LONG SUZZY





ROCKCITY

ROCKCITY

ROCKCITY

ROCKCITY

ROCKCITY


## QUADRANGLES

These cubist squares and corners really give that quarried cracks and breaks feel to your climbing. Wrestling your way up the mountain of blocks. Add to these the more irregular four sided shapes and you can mix and match most of the volume sin our range.



# QUADRANGLES | PLYWOOD

BLISTER



BUTTERFLY



CHEESE-S



CHEESE-M




# QUADRANGLES | PLYWOOD

CHEESE-L



CHEESE-XL



CHEOPS




DYNAMIC



# QUADRANGLES | PLYWOOD

IMOTHEP



ISIS



ONSIGHT



RODEO-S





# QUADRANGLES | PLYWOOD

RODEO-L



TRIS-S



TRIS-M



TRIS-L





# QUADRANGLES | PLYWOOD


TWISTER






## SHAPES

Some of our volumes are more complicated in shape than a square or triangle. This category has all the complex shapes together. A lot of the dimensions and angles work closely with the other volumes we produce to create even more shapes.



# SHAPES | PLYWOOD


KITE




LOTOS



PENTAGON (COMPONENT)



ROSETTA






# SHAPES | PLYWOOD

SCORPIO



SHIELD



SUPERSTAR (COMPONENT)




SUPERSTAR



# SHAPES | PLYWOOD

## TEARDROP






ROCKCITY




# TRIANGLES

Where it all began. The first volumes ever made were the humble Triangle or Pyramid ones. Simple geometric shapes, often using right angle corners they were the original way to change the shape of the surface of your climbing wall. We offer these old school pieces as well as some more complicated three sided shapes.




# TRIANGLES | PLYWOOD

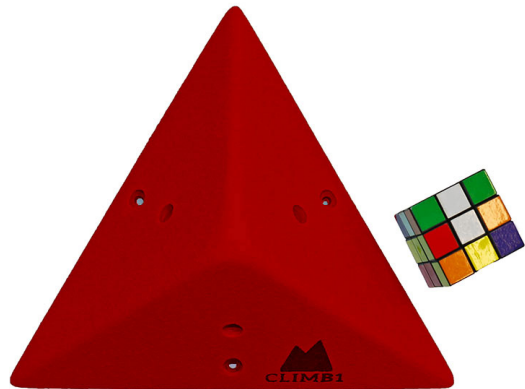
ALLEZ




ASTEROID



BLIZZARD



BLIZZARD BOLT-ON




# TRIANGLES | PLYWOOD


COMET



CRUX



CRUX BOLT-ON



FAINT




# TRIANGLES | PLYWOOD

ICEBERG



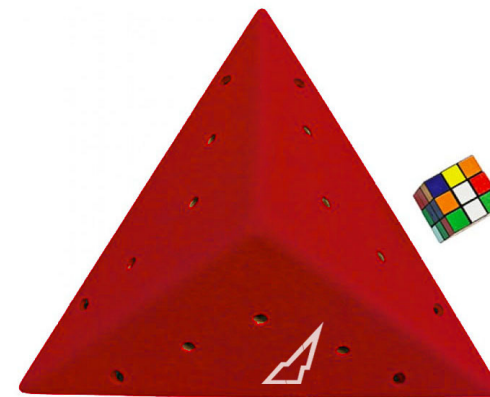
MANTA LEFT



MANTA RIGHT




NUNATAK




# TRIANGLES | PLYWOOD


RORAIMA



RUNOUT



SAFETY FIRST

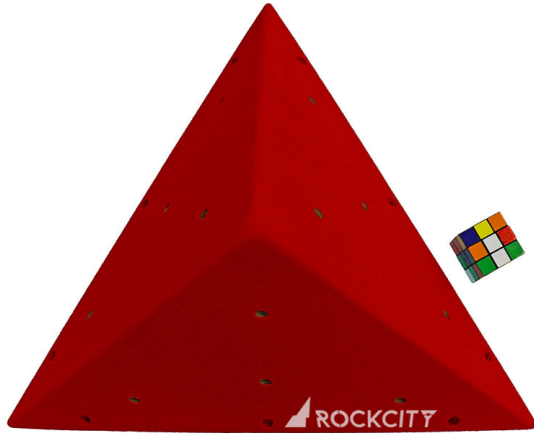


SCREAMER



# TRIANGLES | PLYWOOD

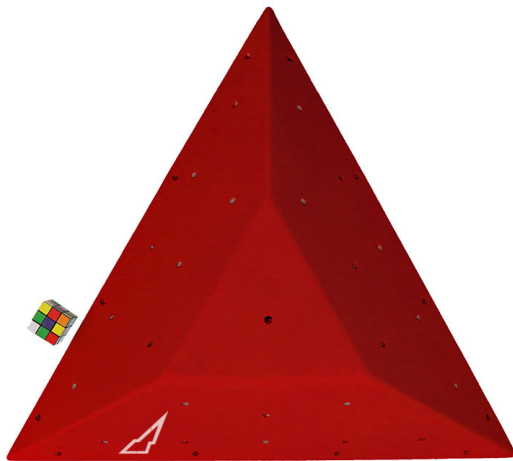
SPITZKOPPE




STORM



TABLE MOUNTAIN



TORNADO




# TRIANGLES | PLYWOOD

TORNADO BOLT-ON



VERTIGO



ROCKCITY / HULL / ENGLAND / UNITED KINGDOM / EUROPE



  
**ROCKCITY**  
MACROS & VOLUMES

CLIMBINGHOLDS@ROCKCITY.CO.UK, ROCKCITY.CO.UK/VOLUMES, +44 (0)1482 223030